

Cryomatic MK II

Keeler
– A world without vision loss –


The Cryomatic MK II

Perfection evolved

The Keeler Cryomatic MKII System and probes are intended for use in ophthalmic surgery such as cryopexy for retinal detachment, cyclo destructive procedures in refractory glaucoma, extraction of fragments within the vitreous cavity, cataract extraction, cryo destruction of lash follicles for trichiasis and treatment of retinopathy of prematurity (ROP).

Building on the exceptional reliability of its' predecessor, the Cryomatic MK II delivers quality and versatility when using either disposable or reusable probes.

The Cryomatic MK II's new coupling system allows you to connect either a single use disposable or reusable probe without the need for an adaptor. The new integral software automatically detects the type of probe in use and adjusts the unit accordingly, meaning the unit is ready for use in a matter of minutes.




Cryomatic MK II Probes

No Purge Cycle for Single Use Probes!

When using single use probes, the Cryomatic MK II will instantly allow the user to couple the probe to the console and it's ready to go - no more waiting for a purge cycle!

The Cryomatic MK II has all new reusable probes; designed for ease of connection and, with a classic tip form, are perfect for your needs. The integral software will automatically detect and optimise its' parameters for perfect performance, whichever type of probe you are using, and ensure a short purge cycle time after time.



- 1 2509-P-8020 - Standard retinal Probe
- 2 2509-P-8021 - Extended Retinal Probe
- 3 2509-P-8022 - Mid-Reach Retinal Probe
- 4 2509-P-8025 - Glaucoma Probe
- 5 2509-P-8024 - Curved Cataract Probe
- 6 2509-P-8023 - Intra-Vitreous Probe
- 7 2509-P-8026 - Collins Trichiasis Probe

Cylinder adapters

Your Cryomatic can be used with either Carbon Dioxide (CO2) or Nitrous Oxide (N2O) gas from non-syphonic bottles via one of the Pin Index Yoke (PIY) or screw thread adapters or cylinder adapters below.

2508-P-7017
Pin Index Yoke for E Size Nitrous Oxide Gas Cylinder

2508-P-7015
Pin Index Yoke for E Size Carbon Dioxide Gas Cylinder

2508-P-7016
Adapter for F Size Carbon Dioxide Gas Cylinder

2508-P-7018
Adapter for F Size Nitrous Oxide Gas Cylinder

Size E Cylinder
Dimensions (cm) 50x15
Gr. Weight (kg) 7

Size F Cylinder
Dimensions (cm) 86x14
Gr. Weight (kg) 18



Part numbers

2509-P-1010 Cryomatic Console with footswitch

Cryomatic Standard Probe Range

2509-P-8020 2.5mm Standard Retinal Probe

2509-P-8021 2.5mm Extended Retinal Probe

Single Use Cryosurgical Probes

2509-P-8033 Keeler Single Use Retinal Probes, Box of 10

Cryomatic Special Order Probe Range

2509-P-8022 2.5mm Mid-Reach Retinal Probe

2509-P-8023 0.89 mm Intra-Vitreous Probe

2509-P-8024 1.5mm Curved Cataract Probe

2509-P-8025 3mm Glaucoma Probe

2509-P-8026 4 x 10mm Collins Trichiasis Probe

2509-P-8030 Classic Retinal Probe

Accessories

2508-P-7016 Adapter for F Size Carbon Dioxide Gas Cylinder

2508-P-7015 Pin Index Yoke for E Size Carbon Dioxide Gas Cylinder

2508-P-7018 Adapter for F Size Nitrous Oxide Gas Cylinder

2508-P-7017 Pin Index Yoke for E Size Nitrous Oxide Gas Cylinder

2509-P-8015 Probe Sterilisation Boxes (for Cryomatic Probes Only)

2508-P-7005 Cryo Trolley





Unit Specifications

Cryo System	2509-P-1010
GAS SPECIFICATION	Medical grade nitrous oxide (N ₂ O) or medical grade carbon dioxide (CO ₂) in non-syphonic cylinders.
OPERATING RANGE	3100–4480kPa (450–650PSI/31–45Bar).
MAXIMUM CYLINDER PRESSURE	8275kPa (1200PSI/83Bar).
DISPLAY	LCD Display [95mm x 70mm]

Electrical Ratings

INPUT VOLTAGE RANGE	100–240Vac (50/60Hz).
POWER RATING	15–30VA.
FUSES	2 x T2AH 250V.

Dimensions

WIDTH	350mm (14").
DEPTH	200mm (8").
HEIGHT	190mm (7.5").
WEIGHT	4.5kg (10lbs).

Classification and Safety Standards

COMPLIES WITH	EN60601-1, UL60601-1, and CAN/CSA-C22.2 No. 601-1.
EQUIPMENT CLASSIFICATION	Class 1, type BF (Applied Part).
MODE OF OPERATION	Continuous.
PROTECTION AGAINST INGRESS	Console IPx0. Footswitch IPX7.



What's in the box?

- Cryomatic MK II console.
- Footswitch.
- Mains cord.
- High-pressure gas hose.
- Exhaust hose.
- Adjustable wrench.
- Instructions for use.
- 2x spare mains fuses.


Cryomatic Key Features

- Integral software automatically detects the type of probe in use and adjusts the unit accordingly, meaning the unit is ready for use in a matter of minutes. This ensures a short purge cycle time after time.
- Back-flush facility – During purging and 20 seconds after footswitch is released, the gas reverses its flow at a lower pressure (removes debris and moisture – eliminates risk of problems during surgery).
- Wide range of reusable probes (see more about these on the back).
- No purge cycle for single-use, disposable probes.
- Delivers quality and versatility when using either disposable or reusable probes.
- Rapid freeze and quick defrost.
- Ease of use with graphic display.

Unit Overview

The Cryomatic MKII console is a self-contained system. The console provides the connection point for the Cryo probe, footswitch, mains electricity, gas supply and scavenging system. Freeze cycles are controlled by the user operating the footswitch. When the footswitch is depressed the Cryo probe freezes and when the footswitch is released the Cryo probe defrosts. Routine functions, like purging the Cryo probe are performed automatically when the Cryo probe is connected to the system.

Manufacturing address:

 Keeler Ltd.
Clewer Hill Road
Berkshire
SL4 4AA

More Keeler Instruments

For over ninety years we have manufactured top quality precision ophthalmic instruments.

View our full range at
www.keeler.co.uk | www.keelerusa.com

V:01132021

Got a question? - Call us

UK: +44 (0)1753 857177

USA: +1 610 353 4350

China: +86 1851211909

India: +91 99 3031 1090

Brazil: +55 11 4302 6053

